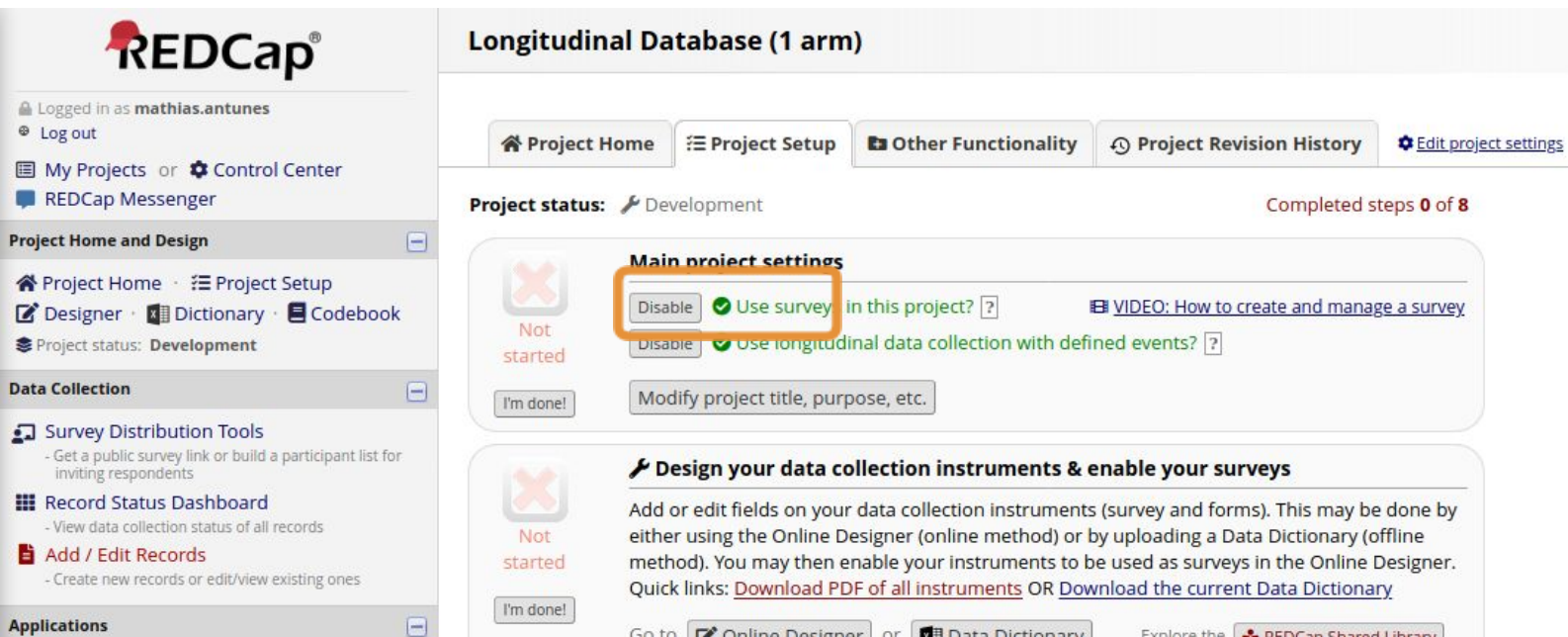


REDCap

Ouvrir le mode enquête pour un instrument précis



1. Activer le mode Enquête "Survey" (Résultat en image après activation)



Longitudinal Database (1 arm)

Project status: Development Completed steps 0 of 8

Main project settings

☒ Use survey in this project? [VIDEO: How to create and manage a survey](#)

☒ Use longitudinal data collection with defined events?

Design your data collection instruments & enable your surveys


Add or edit fields on your data collection instruments (survey and forms). This may be done by either using the Online Designer (online method) or by uploading a Data Dictionary (offline method). You may then enable your instruments to be used as surveys in the Online Designer. Quick links: [Download PDF of all instruments](#) OR [Download the current Data Dictionary](#)


Go to Online Designer or Data Dictionary Explore the REDCap Shared Library


2. Activer le mode enquête pour l'instrument souhaité (Résultat en image après activation)


Data Collection Instruments		Survey options:		Add new instrument:		
		Survey Queue	Survey Login	Create	a new instrument from scratch	
		Survey Notifications		Import	a new instrument from the official REDCap Shared Library	
		Upload or download Auto Invitations		Upload	instrument ZIP file from another project/user or external libraries	
Instrument name	Fields	View PDF	Enabled as survey	Instrument actions	Survey-related options	
Demographics	25			Choose action		
Baseline Data	8			Choose action		
Visit Lab Data	5			Choose action		
Patient Morale Questionnaire	4			Choose action	Survey settings	+ Automated Invitations
Visit Blood Workup	9			Choose action		
Visit Observed Behavior	14			Choose action		
Completion Data	12			Choose action		
Completion Project Questionnaire	13			Choose action		

3. Aller dans l'instrument correspondant (Depuis le dashboard ou Add / Edit Record) et Cliquer sur "Survey Option" en haut à droite :


Patient Morale Questionnaire

Invitation status: 



Survey options


Editing existing Study ID 10


Event Name: **Dose 3**

Study ID 10


On average, how many pills did you take each day last week?




Using the handout, which level of dependence do you feel you are currently at?



Would you be willing to discuss your experiences with a psychiatrist?



☐ No
☐ Yes

How open are you to further testing?




Form Status

Complete?


 Incomplete

Lock this record for this form?

If locked, no user will be able to edit this record on this form until someone with Lock/Unlock privileges unlocks it.

☐  **Lock**

Save & Exit Form
Save & ...


-- Cancel --

Delete data for THIS FORM only

NOTE: To delete the entire record (all forms/events), see the record action drop-down at top of the [Record Home Page](#).
Also, to delete all the data from THIS EVENT only, see the bottom row of the status table on the [Record Home Page](#).

5. Sélectionner "Open Survey" ou "Log out + Open Survey" si vous souhaitez vous déconnecter :



Patient Morale Questionnaire



Invitation status: 


Editing existing Study ID 10



Event Name: **Dose 3**

Study ID 10



On average, how many pills did you take each day last week?  

Using the handout, which level of dependence do you feel you are currently at?  

Would you be willing to discuss your experiences with a psychiatrist?  ☐ No ☐ Yes reset


How open are you to further testing?  


Form Status

Complete?   Incomplete

Lock this record for this form?

If locked, no user will be able to edit this record on this form until someone with Lock/Unlock privileges unlocks it.

☐  **Lock**

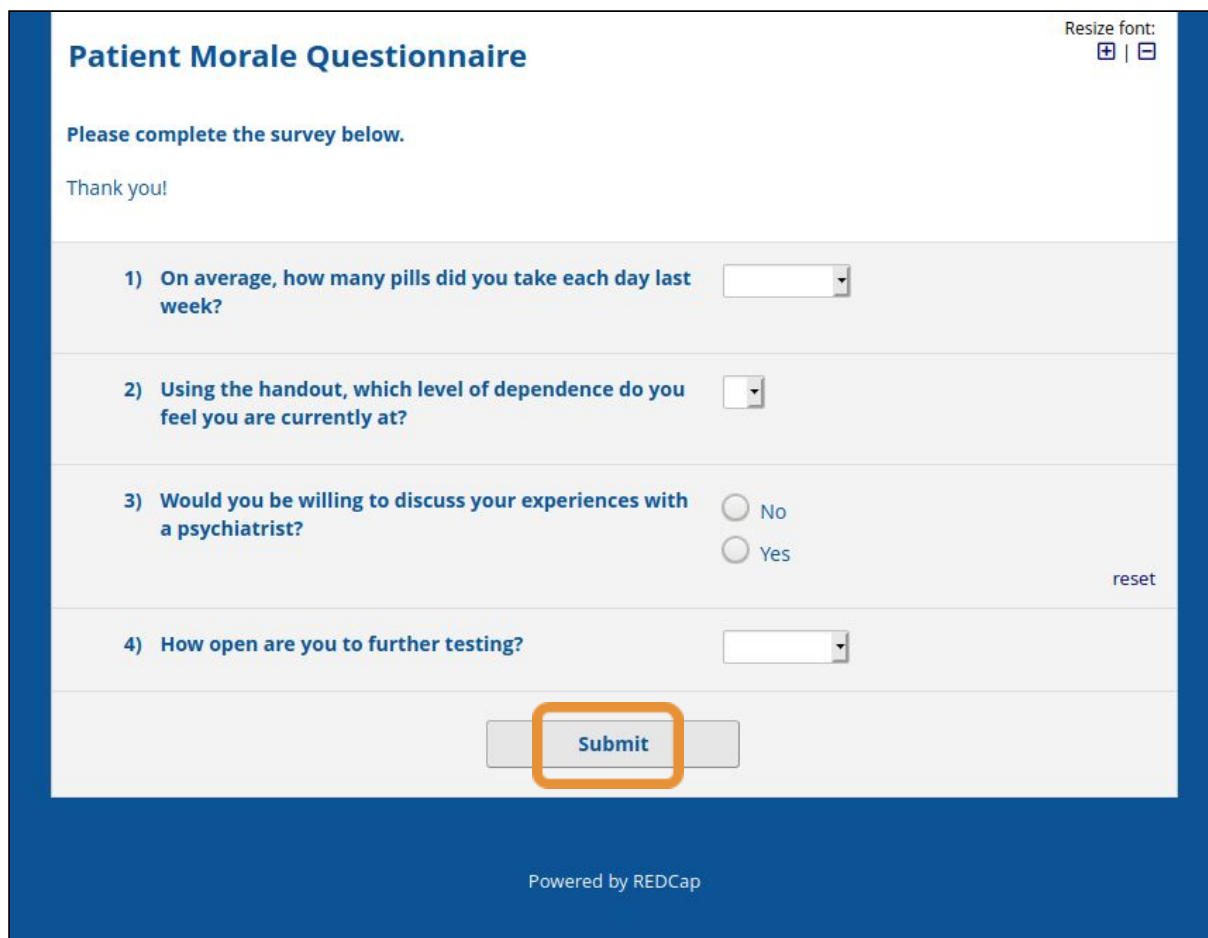
Save & Exit Form **Save & ...** 

-- Cancel --

Delete data for THIS FORM only

NOTE: To delete the entire record (all forms/events), see the record action drop-down at top of the [Record Home Page](#).
Also, to delete all the data from THIS EVENT only, see the bottom row of the status table on the [Record Home Page](#).

6. Remplir le "Survey" (Par le patient ou autre) et Submit



Patient Morale Questionnaire Resize font: + | -

Please complete the survey below.

Thank you!

1) On average, how many pills did you take each day last week?

2) Using the handout, which level of dependence do you feel you are currently at?

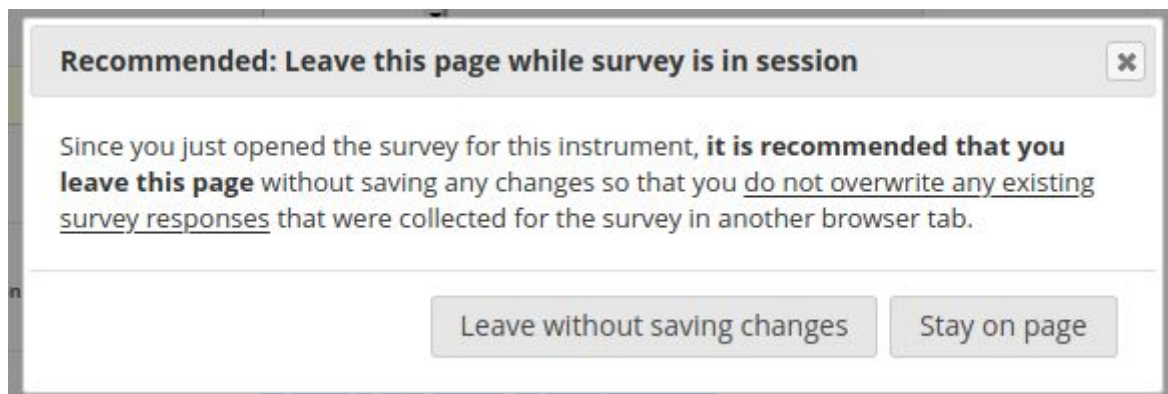
3) Would you be willing to discuss your experiences with a psychiatrist? ☐ No ☐ Yes reset

4) How open are you to further testing?

Submit

Powered by REDCap

7. Revenir sur l'onglet et Cliquer sur "Leave without Saving changes" (Les données saisies par le patient sont déjà sauvegardé, pas de craintes à avoir) :



























Recommended: Leave this page while survey is in session ×







Since you just opened the survey for this instrument, **it is recommended that you leave this page** without saving any changes so that you do not overwrite any existing survey responses that were collected for the survey in another browser tab.

8. Les données ont bien été sauvegardées et la couleur de pastille nous indique que cet instrument a été remplie en mode "Survey" :

Study ID 11

Data Collection Instrument	Enrollment	Dose 1	Visit 1	Dose 2	Visit 2	Dose 3	Visit 3	Final visit
Demographics								
Baseline Data								
Visit Lab Data								
Patient Morale Questionnaire (survey)								
Visit Blood Workup								
Visit Observed Behavior								
Completion Data								
Completion Project Questionnaire								
Delete all data on event:								

Legend for status icons:

-  Incomplete  Incomplete (no data saved) ?
-  Unverified  Partial Survey Response
-  Complete  Completed Survey Response